L-C3838P 010-60 C1 Technical Da

338

Characteristics

- L/W/H :3.8*3.8*0.5mm

Outline Dimensions L/W/H :3.8*3.8*0.5mm

- : /

Luminous co and colloid:white light/Yellow colloid

- Cool beam s e to the touch

- Flip Chip Te ology

- HS

Environmenta rotection ducts Complied With ROHS Directive

- M Bem m " mO

Part No.:XL-C3838P01010-60B1C1

Typical Characteristic Curves

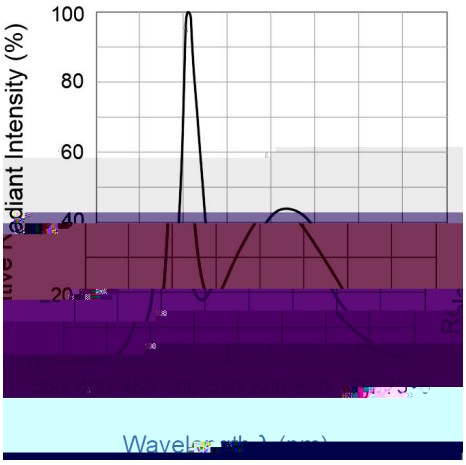

Relative Intensity V.S. Wavelength

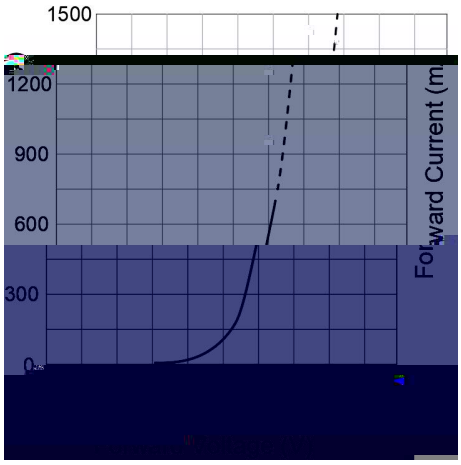

Forward Current V.S. Forward Voltage

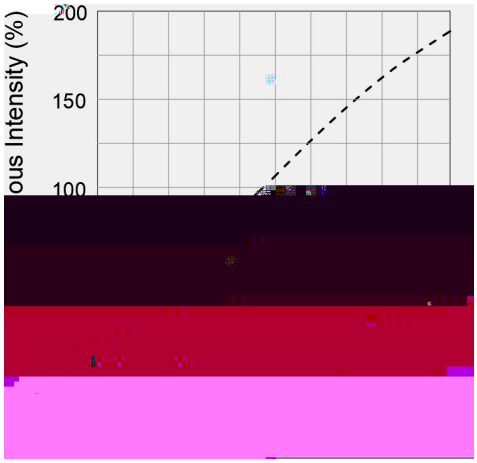

Luminous Intensity V.S. Forward Current

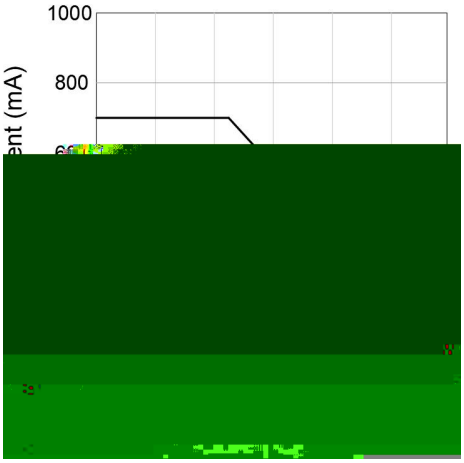

Forward Current Derating Curve

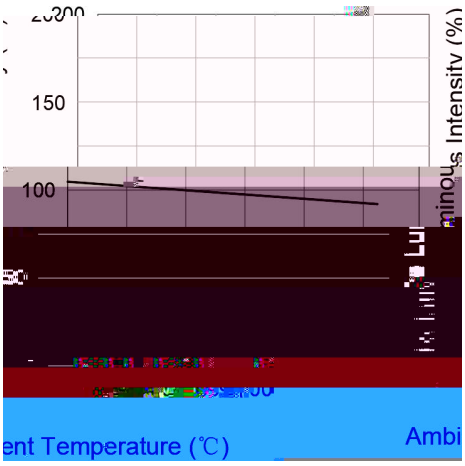

Luminous Intensity V.S. Ambient Temperature

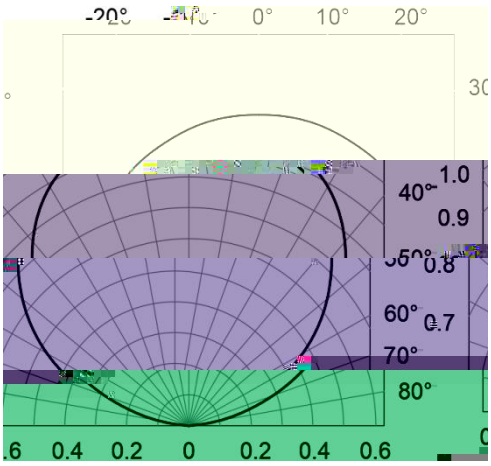

Spatial Distribution

* 25±5

Note: If not otherwise indicated the test environment temperature is 25±5

Reliability Test Items and Conditions

1. Test items and criteria

Test Parameter	Reference Criterion	Test Condition	Time	Quantity	/ Ac/Re
Resistance to Soldering Heat	JESD22-B106	Temp:260 max T=6sec	3 times	22Pcs	0/1
thermocycling	JESD22-A104	120 ±5 30min. -40 ±5 30min.	100 Cycles	22Pcs	0/1
High-temperature storage	JESD22-A103	Temp:100 ±5	1000Hrs	22Pcs	0/1
Low temperature storage	JESD22-A119	Temp:-40 ±5	1000Hrs	22Pcs	0/1
Œrf Working life	JESD22-A108	Ta=25 ±5 IF=700mA	1000Hrs	22Pcs	0/1
High temperature	JESD22-A101	85 ±5 /85 RH	1000Hrs	22Pcs	0/1

2. Criteria For Judging Dam? m " ב ή

5

Packag[illegible]

3. Moisture Proof and Antt[illegible]ectrostic Foil Bag

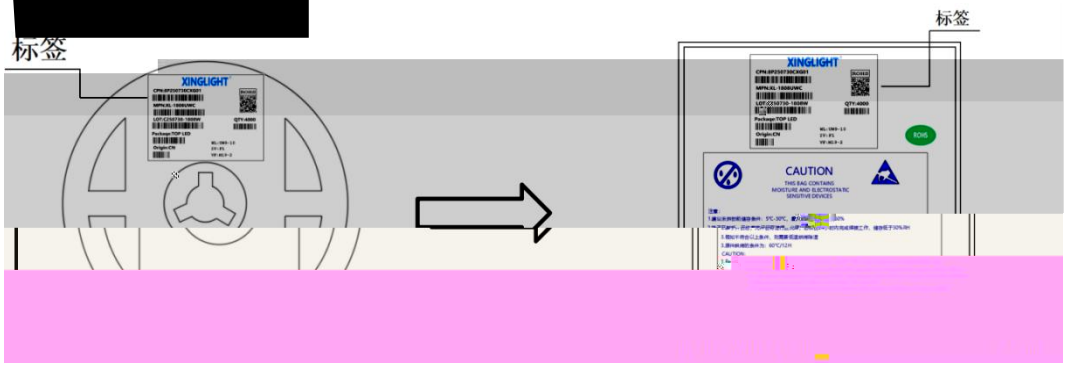

4.

deline

1. nd derin

30W

300 3

LED

Manual welding is recommended only for repair and heavy industry situations. A soldering iron of less than 30W is recommended to be used in Hand Soldering. Please keep the temperature of the soldering iron under 300 while soldering. Each terminal of



2 2 2 2

P