2720 正白 1W 车用 贴片式发光二极管

特点（C ）：

* ^ L/W/H~ :2.8*2.1*0.6mm

Appearance dimension (L / w / h): 2.8*2.1*0.6mm

* r : /

Luminous color and colloid: White/yellow colloid

*

Cool beam~ safe to the touch

*

Flip Chip Technology

* ROHS

Environmental protection products meet ROHS requirements

* ^ MSL~ :3

Moisture sensitivity level~ MSL~ : 3 levels

*

Low voltage DC operated

应用领域（P ）

*

Automotive lighting

*

Electric motorcycle lighting

*

Exterior and interior lighting applications

*

Industrial and Commercial Lighting



电性参数

ǟ ˆ Ta=25Ņ˜ Absolute Maximum Rating(ta=25 Ņ)

ǟ Parameter	ˆ Symbol	ṿ Value	ɿ β Unit
ɿ˜ward ˆ Max Power Dissipation˜	PD	1.0	mW
h ˆ Max Continuous Forward Current˜	IF	350	mA
ǁ ṿ ˆ Peak Forward Current˜	IFP	1.2	A
ǐ h ɿˆ Max Reverse Voltage˜	VR	5	V
Junction Temperature	Tj	ˇ 125	Ņ
ƀ ˆ Operating Temperature Range˜	TOPR	-40 ~ +85 C	Ņ
Ũ ˆ Storage Temperature Range˜	TSTR	-40 ~ +85 C	Ņ
/ ˆ Lead Soldering Temperature/Time˜	TSOL	260Ņ Ů6S	/

* ' ǁ Ů0.1ms˘ \ Ů1/10

* Note: Pulse width Ů0.1ms, Duty Ů1/10

光电参数 Ta=25 Optical-electrical parameter(ta=25 Ņ)

[redacted]

可靠性

Class	item	Testing environment	Testing time	Reference standard
	Working life			
	Endurance test			

焊接指导（1）

Guideline for Soldering (1)

[redacted]

ㄱ ضي ḱ غ ’ Ӣ ą ’ ą ѡ ʏ ɢ 30W ˘

Ḡ ضي 300Ņ ɣ Ӣ ˘ ғ ɷ ㄱ ѿ ˘ ѣ 3 Â

ㄱ Ţ ѣ ƀ LED ˚˚ ج ˘شخ Â

Manual welding is recommended only for repair and heavy industry situations. A soldering iron of less than 30W is recommended to be used in Hand Soldering. Please keep the temperature of the soldering iron under 300Ņ while soldering. Each terminal of the LED is to go for less than 3 second and for one time only.

Be careful because the damage of the product is often started at the time of the hand soldering.

回流焊接： ą ɣ Ӣ عج يج Â

Use the conditions shown in the under Figure of Pb -Free Reflow Soldering.

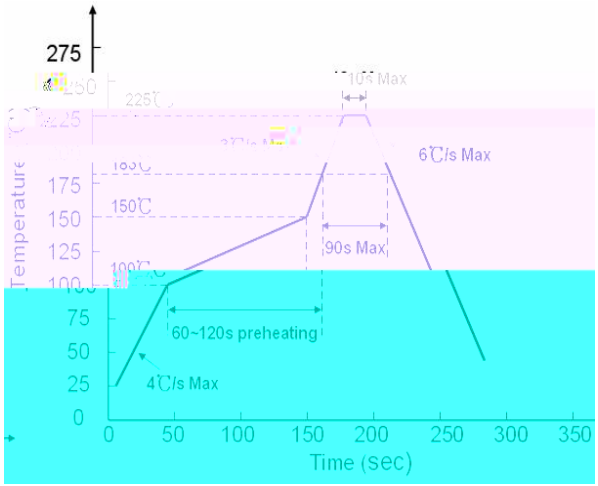

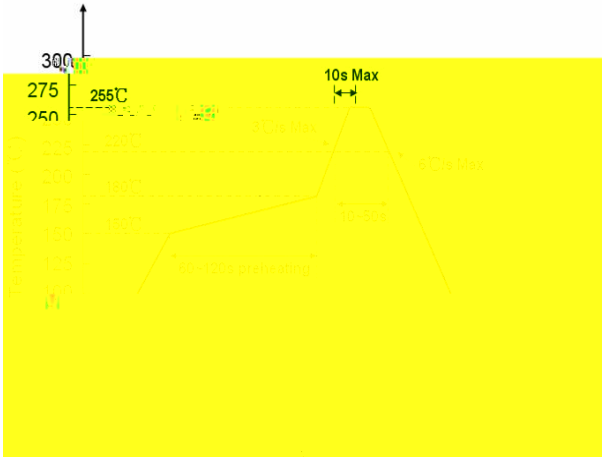

└ Lead process

└ lead free

عج ㄱ ӊ Â

Reflow soldering should not be done more than two times.

عج ضي ˆ˥ Ţ˘ ѣ LED ɐ κ ʌ ˧˥ ʐ Â

Stress on the LEDs should be avoided during heating in soldering process.

ضي U˘ ˚˚ ج Ӣ ʃ ӊ U˘ ʿP ỉ ɾ Â

After soldering, do not deal with the product before its temperature drop down to room temperature.

˚˚ ج ɡ └ ضي 240 ¤ 5Ņ/6S

The recommended maximum welding temperature for the product is 240 ¤ 5 /6s

焊接指导（2）

Guideline for Soldering (2)

使用注意事项（3）

Precautions (3)

其他事项

When handling the product, touching the encapsulant with bare hands will not only contaminate its surface, but also affect on its optical characteristics. Excessive force to the encapsulant might result in catastrophic failure of the LEDs due to die breakage or wire deformation. For this reason, please do not put excessive stress on LEDs, especially when the LEDs are heated such as during Reflow Soldering.

The epoxy resin of encapsulant is fragile, so please avoid scratch or friction over the epoxy resin surface. While handling the product with tweezers, do not hold by the epoxy resin, be careful.

眼睛保护申告

Viewing direct to the light emitting center of the LEDs, especially those of great Luminous Intensity, will cause great hazard to human eyes. Please be careful.

If there are any modifications to the specification sheet, no further notice will be given