第10章 交换机

Fig.1 LED Positive voltage vs Positive current

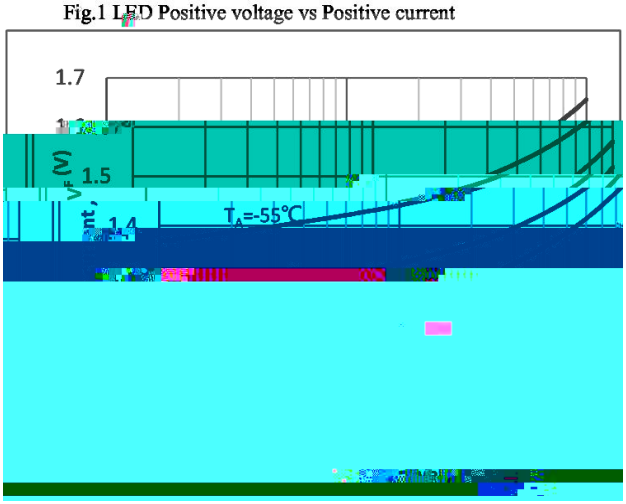

Fig.2 On-state characteristic

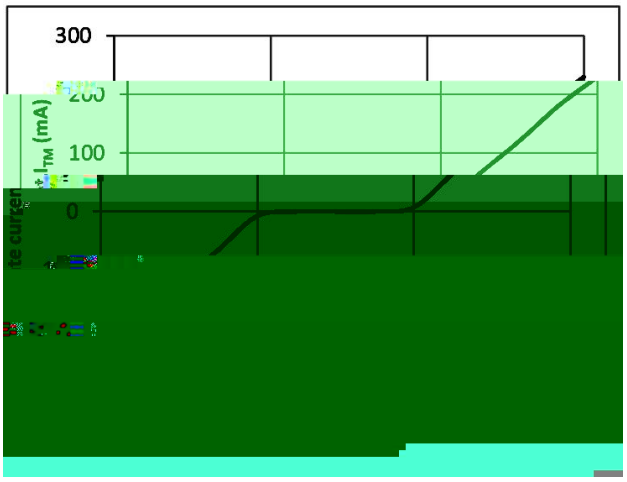

Fig.3 Trigger current vs Ambient temperature

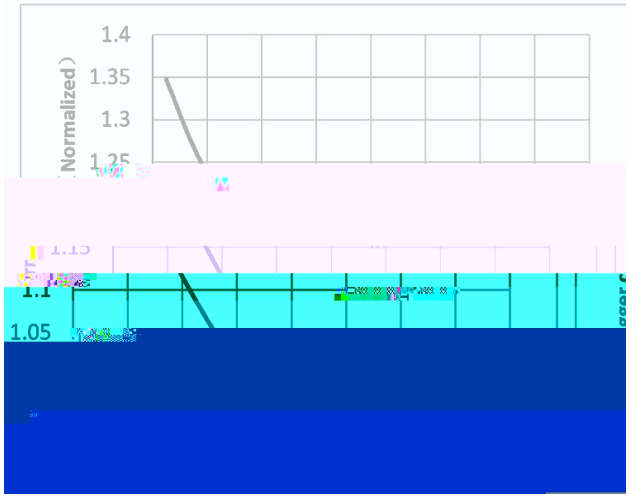

LED Trigger current vs LED Pulse width



Fig.5 Holding current vs Temperature

Fig.6 Leakage current vs Temperature



Preheat temperayure	Ts	150	200	
Preheat time	ts	60	120	s
Ramp-up ratea(T_L to T_P)	-	-	3	/s
Liquidus temperature	T_L	217		
Time above T_L	t_L	60	150	s
Peak temperature	Tp		260	
Time during which Tc is between (T_P-5) and T_P	t_p	-	30	