XINGLIGHT®

Part No. XL-B504RGBC

XL-B504RGBC F5 技术数据表

特点（ ）：

* :F5/5.8*5.0*8.7*28mm

Appearance dimension:F5/5.8*5.0*8.7*28mm

* RGB/

Luminous color and colloid: Highlight RGB/Mist colloid

* ROHS

Environmentally friendly products, meeting ROHS requirements

* MSL :2

Moisture sensitivity level MSL : 2 levels

* EIA

EIA standard packaging

*

Long operating life

*

High energy efficiency, fast startup

应用领域（

*

Backlight module application;

*

highlight

目录

Catalogue



电性参数

ǟ ˆ ˜ ˆ ˜

ǟ O	ˆ	ɣ		ɣ β
w Consumed power	Pd	R	50	mW
		G	70	
		B	70	

h ‖

亮度分档

代码	最小值	最大值	单位	测试条件
A7	700	900	mcd	IF=20mA
A8	900	1200		
A9	1200	1500		
B1	1500	1800		
B7	4000	5000		
B8	5000	6000		

电压分档

典型特性曲线

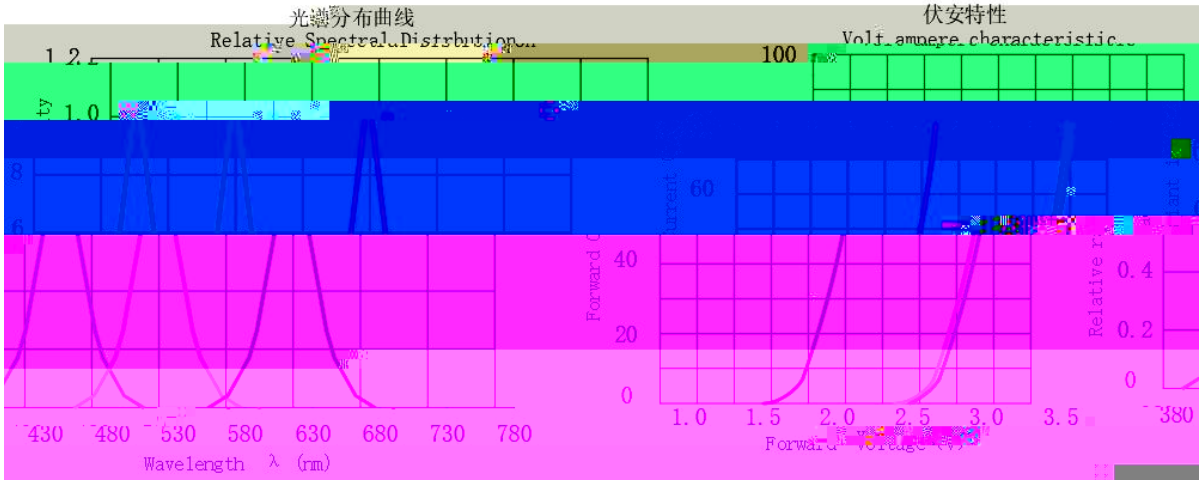
光谱分布曲线
Relative Spectral Distribution
伏安特性
Volt-ampere characteristic
Wavelength λ (nm)
Forward Voltage (V)

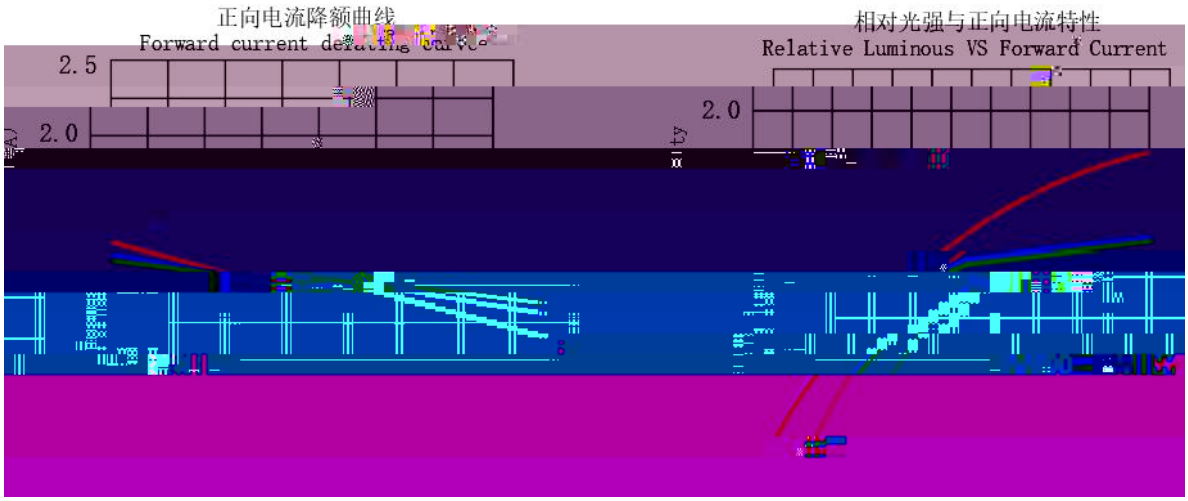
正向电流降额曲线
Forward current derating curve
相对光强与正向电流特性
Relative Luminous VS Forward Current

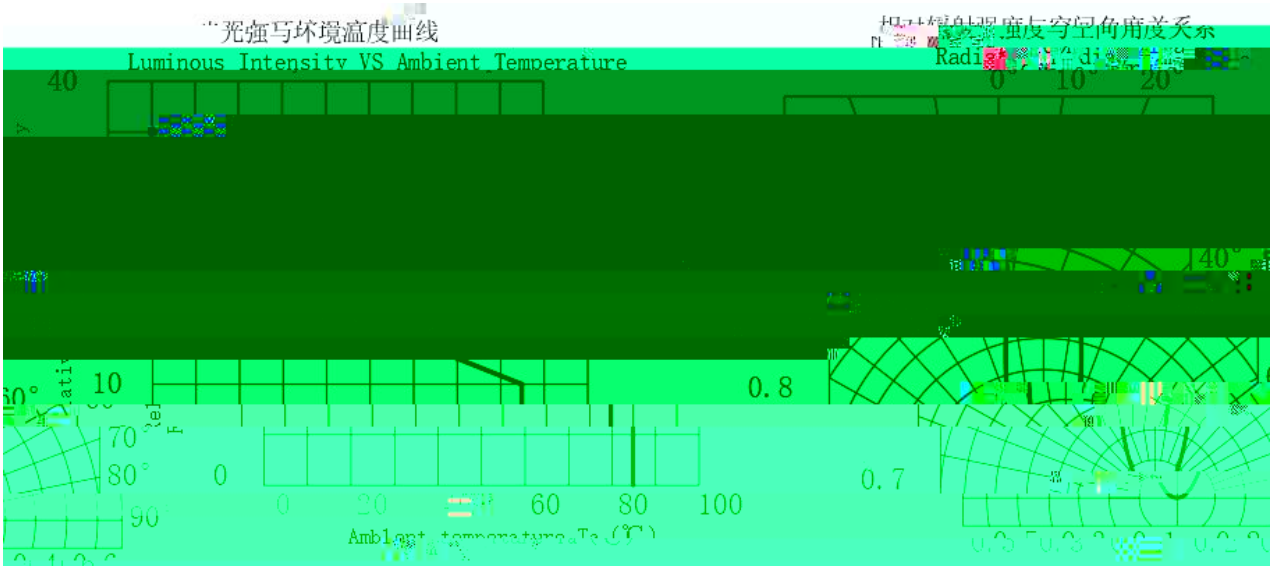
光强与环境温度曲线
Luminous Intensity VS Ambient Temperature
Ambient temperature Ta (℃)

可靠性试验

Reliability Test Items And Conditions

Class	Test item	Testing environment	Testing time	Qty	Fail qty
Endurance test	Working life	Ta=25℃±5℃, IF=20mA	1000hrs	22 PCS	0/1
	High temperature and high humidity experiment	Ta= 85±5℃, RH= 85~90%	1000hrs	22 PCS	0/1
	High-temperature storage	Ta= 85±5℃	1000hrs	22 PCS	0/1
	Low temperature storage	Ta= -40±5℃	1000hrs	22 PCS	0/1
Environmental testing	Cold and hot cycle	100℃±5℃ 30mins ~ 5mins ~ -40℃±5℃ 30mins	100 Circles	22 PCS	0/1
	Hot and cold impact	105℃±5℃ 5mins ~ -45℃±5℃ 5mins	100 Circles	22 PCS	0/1
Mechanical Test	Resistance to Soldering Heat	T.sol= 250 ± 5℃	2times	22 PCS	0/1
	Lead Integrity	Load 2.5N(0.25kgf) 0£~ 90£ ~0£	3times	22 PCS	0/1

外形尺寸

包装（ ）

*
In Bags

*
Moisture Proof and Anti-Electrostatic Foil Bag

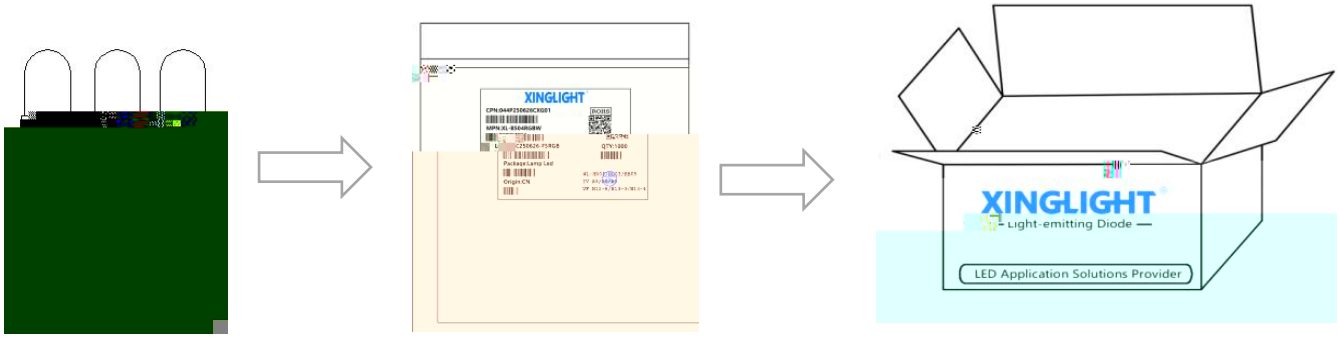

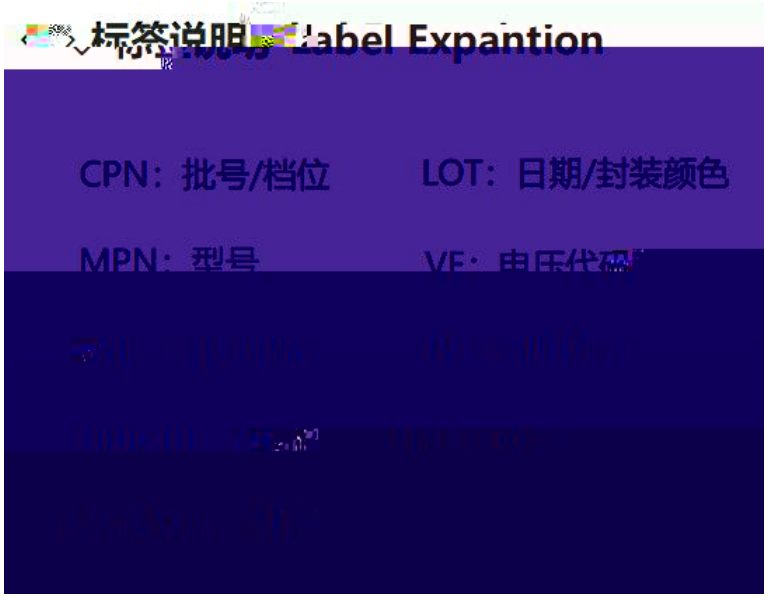



1.

LED ̃ ą ɢ w̄ ˈ ˘ ɒ W`E ˘ Ḥ ȁ

’ Й̧˘ ˘ ´ L ĭ ꓘ ꓕ ˘ w̄ ᾰ ڤ

This LED can be used in some ordinary electronic equipment, such as o
house decoration, if LED is used in some high reliability requirements,
medical liao equipment, must refer to the information provided by sales

Ữ

LED ˘ ѣ 30 Ņ˘ ѣ 70% Â LE

ѵ ˘ ضي ṗ˘ ѵ ꓕ˘

Storage environment of LED with temperature not exceeding 30 and
recommended that LDE be used in the original box for no more than thr
it in the drying box and add desiccant or filled with nitrogen.

. ج r ≢ ˘ ꓘ ꓘ ˈ . ج r

˜ Ə ȁ ˘ ضي Й̧ ѣ 3№ Â

Special care must be taken when cleaning colloids with chemicals, as so

ɔɟɐɟ ʍɐɥ

ɟɐɯɟɐ ɯɔɟ

ake,

使用注意事项

ˇ ضي r 2mm γ Й ˇ ضي ˇ ζ ῷ LED r ˇ ضي ‡ Uˇ
ῷ ضي ⁘ ∀ ζ ˩ LED r Â

When welding, welding must be conducted below 2mm of colloid bottom. When welding, try to avoid soaking LED colloid. After welding, avoid adding external force on the pin or shaking LED colloid.

LED ╠ ˩ ˇ LED ч ˇ Aˇ ضي LEDˇ ∀ ϖ ˇ γ Ḡ LED
Ḥ ϖ Â

In the current driving mode of LED, if LED is multiple in parallel, it is recommended to use line A and add a flow limit resistance to each LED to ensure the consistent brightness of LED.

使用注意事项（ ）

8、其他事项：

*