XL-2520SURC/T

技术数据表 Technical Data Sheet

2520 红光 [illegible]

特点（characteristic）：

* ˆ L/W/H˜ :2.1*2.3*2.6*Ø1.8mm

Appearance dimension (L / w / h): 2.1*2.3*2.6*Ø1.8mm

* ǖ ǫ̈ ǐ r : / r

Luminous color and colloid: Red Light /Water colloid

* Ḡ ̊ ج ˘ ROHS

Environmental protection products meet ROHS requirements

* ˆ MSL˜ :2

Moisture sensitivity level MSL˜ : 2 levels

* EIA ‰´

EIA standard packaging

* ą ث

Long operating life

* γ

Reduced maintenanc ve an

目录
Catalogue

Electrical Characteristics.....3

Typical Characteristic Curves.....5

Outline Dimensions.....6

Packaging..... 7

Precautions..... 8

电性参数

Electrical Characteristics

ǻ ˆ **Absolute Maximum Ratings˜ ˆ Ta=25 ˜**

ǻ Parameter	ˆ Symbol	ɣ Value	Ur
w ˆ Max Power Dissipation˜	PD	50	W
h ˆ Max Continuous Forward Current˜	IF	20	
ǁ ɣ ˆ Peak Forward Current˜	IFP	80	
ǐ h ˧ ˆ Max Reverse Voltage˜	VR	5	V
ʐ ˆ Antistatic ability ˜	ESD	2000	V
ƀ ˆ Operating Temperature Range˜	TOPR	-20 ~ +85 C	N
Ư ˆ Storage Temperature Range˜	TSTR	-40 ~ +85 C	N
ɐ Welding conditions	Tsol	ˆ reflow solder ˧ ˆ manual wel	C˜

ǫ̈ ǻ **Initial Electrical Optical Characteristics ˆ Ta=25 ˜**

ǻ Parameter	ˆ Symbol	ɣ Min.	w̄ ɣ Typ.	ɣ Max.	˧ β Unit	ɐ Test conditions
ǖ ǫ̈						

亮度分档:

Brightness grading:

代码 Code	最小值 Min	最大值 Max	单位 Unit	测试条件 Test conditions
B1	1500	1800	mcd	IF=20mA
B2	1800	2100		
B3	2100	2500		
B4	2500	3000		

电压分档:

Voltage grading:

代码 Code	最小值 Min	最大值 Max	单位 Unit	测试条件 Test conditions
N12-7	1.8	2.0	V	IF=20mA
N12-8	2.0	2.2		
N12-9	2.2	2.4		

波长分档:

Wavelength grading:

代码 Code	最小值 Min	最大值 Max	单位 Unit	测试条件 Test conditions
HR01	615	620	nm	IF=20mA
HR02	620	625		
HR03	625	630		

Typical Characteristics Curves

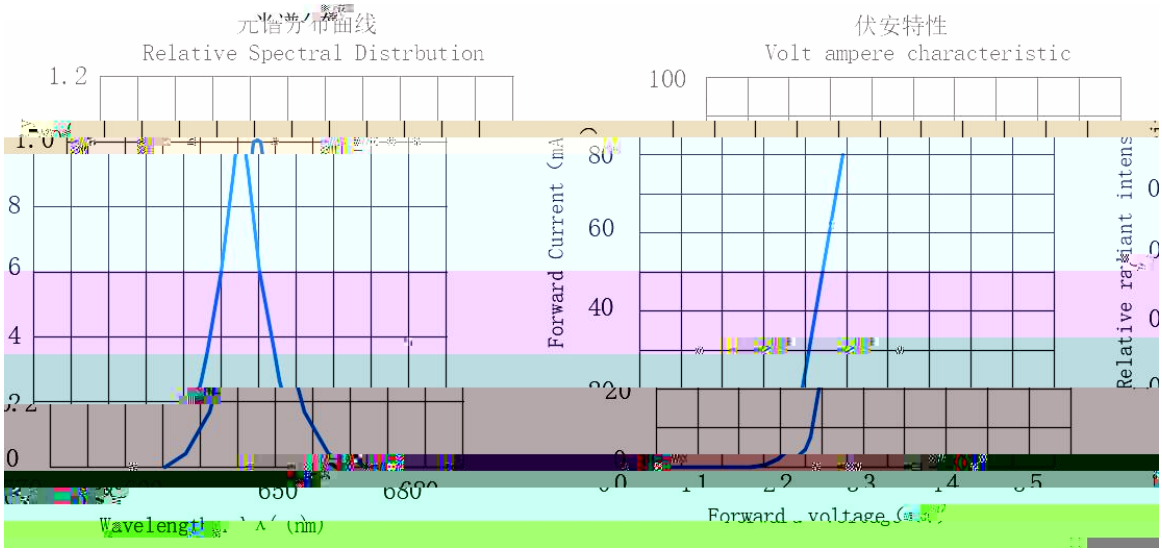

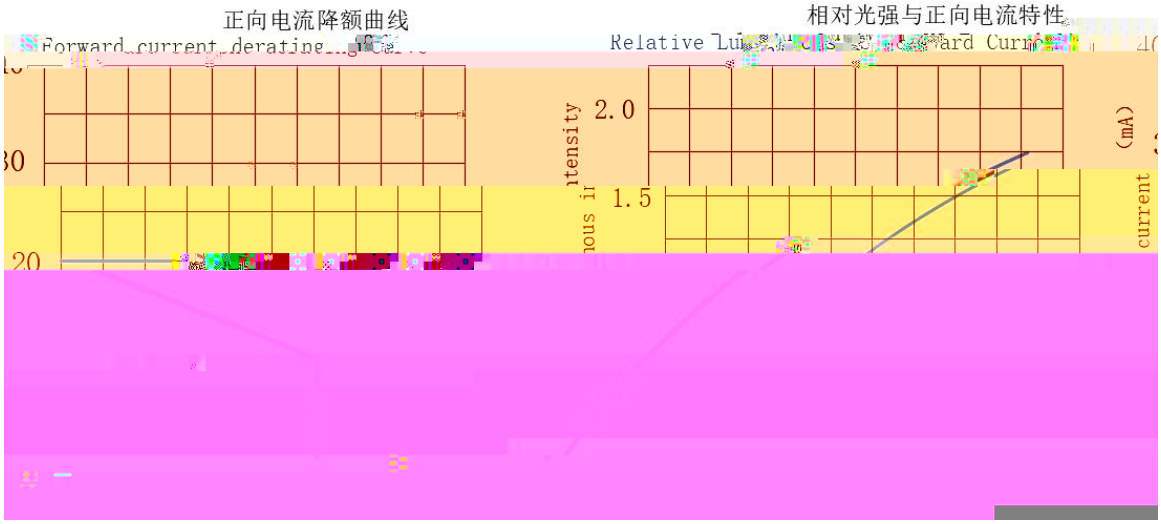

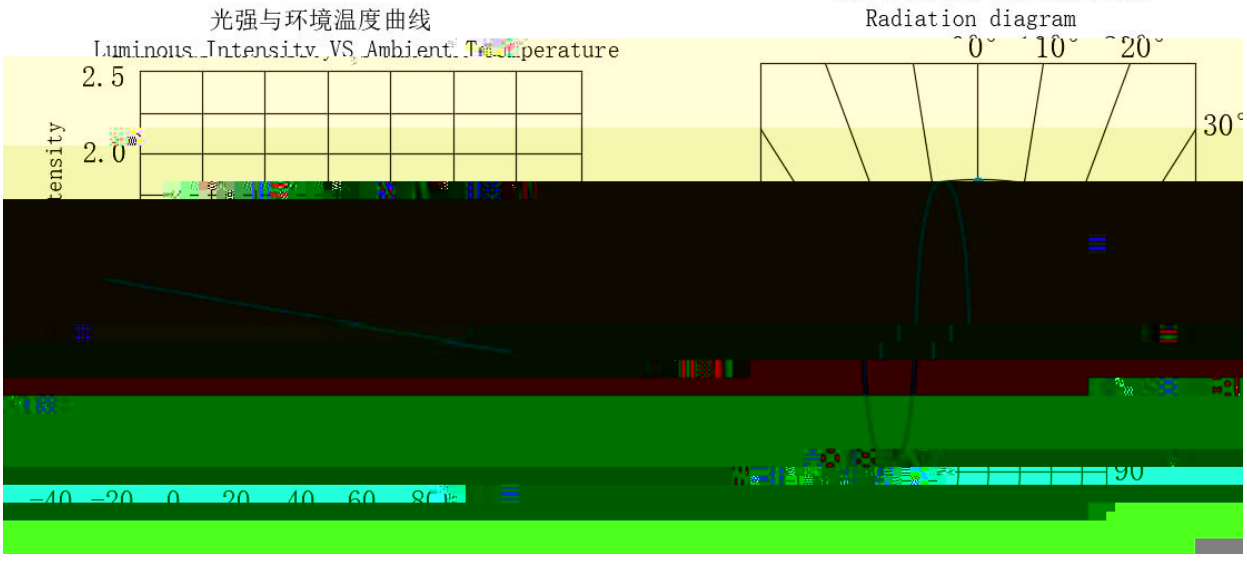

包装

Packaging

*

In Bags

*

Moisture Proof and Anti-Electrostatic Foil Bag

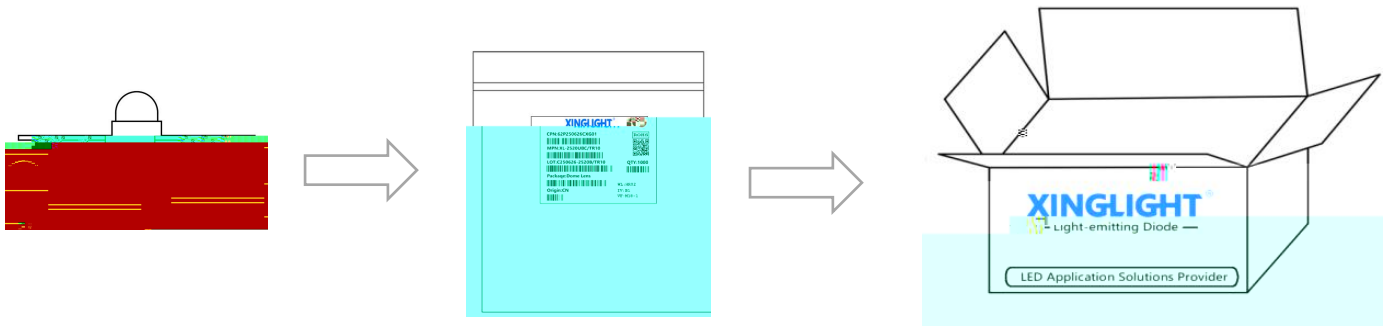

焊接指导

The wave peak welding curve is recommended :

' Note

1 à ╩

Lead solder temperature profile

2 à w̄

Suggest one wave soldering frequency

3 à ˘ ƀ ضي ɤ Ţ LED ɤ ˧ ʐ

When soldering, do not put stress on the LED during heating

4 à U˘ ƀ ą

After soldering, do not warp the circuit board

5 à˚˚ ج ɡ └ضي240 Ņ/6S

The recommended maximum welding temperature for the

使用注意事項 (1)

Precautions (1)

1. 贮存：

Storage

¥ ˚˚ ج ą ´ ˘ ¬˘ ˚˚ ج w̄ Ḡ Â

Moisture proof and anti-electrostatic package with moisture absorbent material is used, to keep moisture to a minimum.

¥ ╟˘ ˚˚ ج ضي ƀ ɢ 30Ņ˘ ƀ ɢ 60%RH Ţ Â

Before opening the package, the product should be kept at 30Ņ or less and humidity less than 60% RH, and be used within a year.

¥ Ư˘ ˚˚ ج ضي ƀ ɢ 30Ņ˘ ƀ ɢ 40%RH Ţ˘ ƒ ضي 168 ˆ 7 ˜ ṗ ą Â ƀ ч ƀ ɢ 30Ņ˘ ƀ ɢ 60%RH Â

After opening the package, the product should be stored at 30Ņ or less and humidity less than 40%RH, and be soldered within 168 hours (7 days). It is recommended that the product be operated at the workshop condition of 30Ņ or less and humidity less than 60%RH.

¥ ɢ LED˘ ₽ ¬ ´ ˘ ˚˚ ج ¨ Ɣ ̣ Ũ ƀ˘ ˆ˘ Ɣ ⌠ w̄ Â ƀ' ˆ60 ¤ 5˜ Ņ˘ 24 Â

If the moisture absorbent material has fade away or the LEDs have exceeded the storage time, baking treatment should be performed based on the following condition: (60 ¤ 5) Ņ for 24 hours.

2.

Static Electricity

غ ψ ˚˚ ج ǖ ǐ˘ ɒ h ⅄ ɣ ˘ ' H˘ ψ ˚˚ ج Â Ɣضيą ǖ Â غ كح ضر˘ ǖ ì ɪ غ Â ą ˘ تخي˘ ƀ ǎ ƀ ǎ ˘ كح˘ غ Â

Static electricity or surge voltage damages the LEDs. Damaged LEDs will show some unusual characteristic such as the forward voltage becomes lower, or the LEDs do not light at the low current. even not light.

All devices, equipment and machinery must be properly grounded. At the same time, it is recommended that wrist bands or anti-electrostatic glom فى

使用注意事项（2）

Precautions (2)

、设计建议

Design Consideration

* ˘ LED ѣ ṿ˘ ▯ ˘ ą Ḡ ˘ ʅ ↕˘ ˧ ǐ ̣

ψ ǐ ̣ ˘ ˆ ˚ ج Â

ą ɣ Ǐ ʎ A˜ ˘ ɑ LED

使用注意事项（3）

Precautions (3)

4、其他事项：

Others'

*

*When handling the product, touching the encapsulant with bare hands will not only contaminate its surface, but also affect on its optical characteristics. Excessive force to the encapsulant might result in catastrophic failure of the LEDs due to die breakage or wire deformation. For this reason, please do not put excessive stress on LEDs, especially when the LEDs are heated such as during Reflow Soldering.

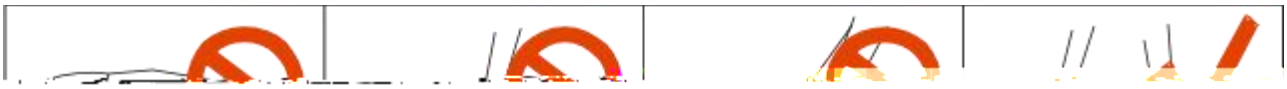

*LED

*The epoxy resin of encapsulant is fragile, so please avoid scratch or friction over the epoxy resin surface. While handling the product with tweezers, do not hold by the epoxy resin, be careful.

5、眼睛保护忠告：

Safety Advice For Human Eyes

*LED

*Viewing direct to the light emitting center of the LEDs, especially those of great Luminous Intensity, will cause great hazard to human eyes. Please be careful.

If there are any modifications to the s