目录

Catalogue

电性参数

[redacted] meter	[redacted]	Rati[redacted]	[redacted] it
Consumed power	Pd	70	mW
Max Continuous Forward Current	IF	20	mA
Peak Forward Current	IF |0	א	mA

亮度分档

：

代码	最小值	最大值	单位	测试条件
A8	900	1200	mcd	IF=20mA
A9	1200	1500		
B1	1500	1800		

电压分档

：

波长分档

典型特性曲线

光谱分布曲线
Relative Spectral Distrbution

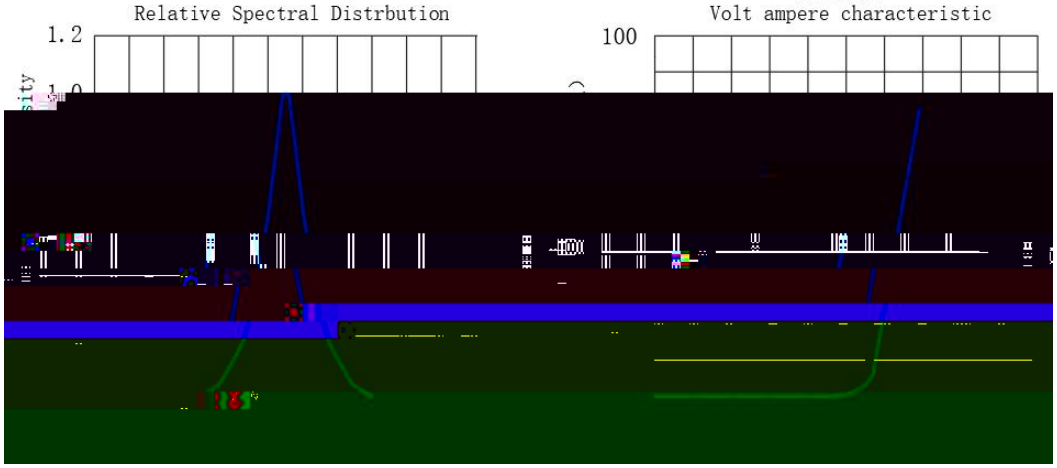

伏安特性
Volt ampere characteristic

正向电流降额曲线

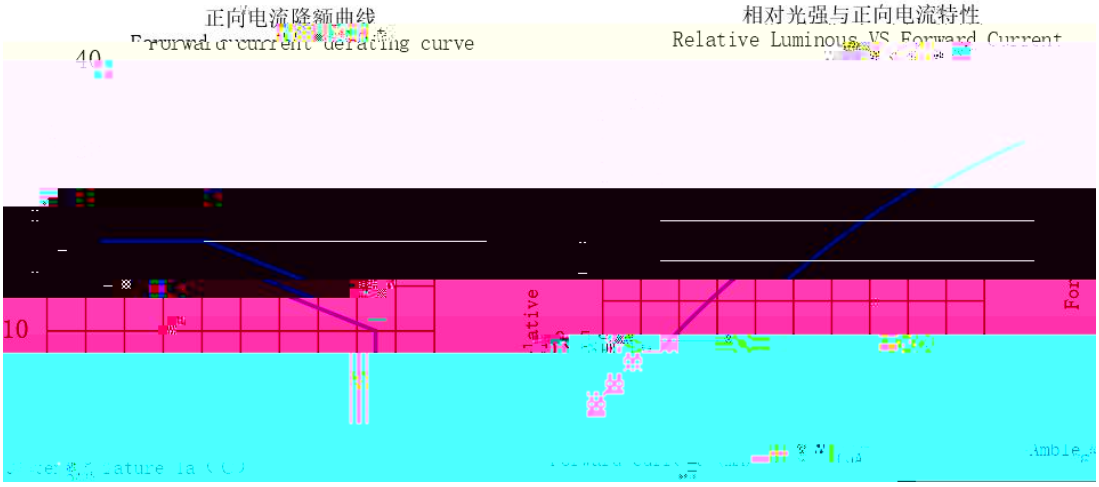

相对光强与正向电流特性
Relative Luminous VS Forward Current

光强与环境温度曲线
Luminous Intensity VS Ambient Temperature

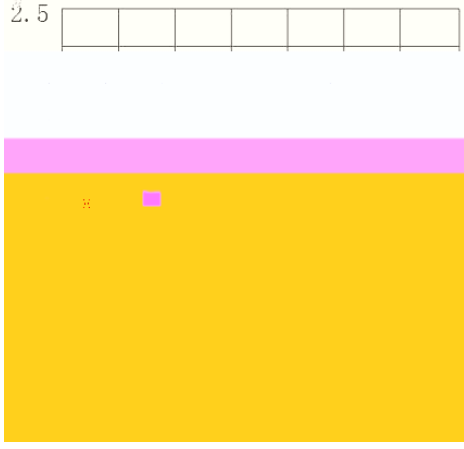

相对辐射强度与空间角度关系
Radiation diagram

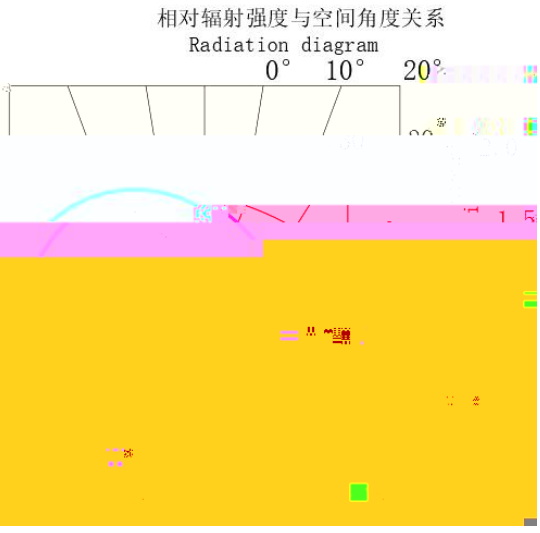

25±5 /Note If not otherwise indicated the test environment temp erature is 25±5

可靠性试验

Reliability Test Items And Conditions

Class	Test item	Testing environment	Testing time	Qty	Failqty
Endurance test	Working life	Ta=25 ±5 ,IF=20mA	1000hrs	22 PCS	0/1
	High temperature and high humidity experiment	Ta= 85±5 , RH= 85 90%	1000hrs	22 PCS	0/1
	High-temperature storage	Ta= 85±5	1000hrs	22 PCS	0/1
	Low temperature storage	Ta= -40±5	1000hrs	22 PCS	0/1
Environmental testing	Cold and hot cycle	100 ±5 30mins 5mins -40 ±5 30mins	100 Circles	22 PCS	0/1
	Hot and cold impact	105 ±5 5mins -45 ±5 5mins	100 Circles	22 PCS	0/1
Mechanical Test	Resistance to Soldering Heat	T.sol= 250 ± 5	2times	22 PCS	0/1
	Lead Integrity	Load 2.5N(0.25kgf) 0°~ 90° ~0°	3times	22 PCS	0/1

外形尺寸

(Note)

1.

Dimensions are in millimeters.

2. ± 0.50mm .

Toleranc r

包装

*
In Bags

*
Moisture Proof and Anti-Electrostatic Foil Bag

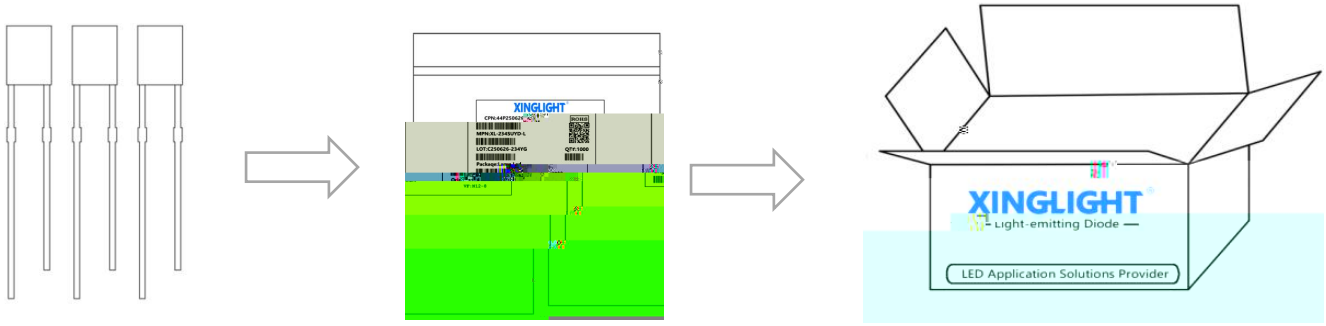

1000PCS/Bag

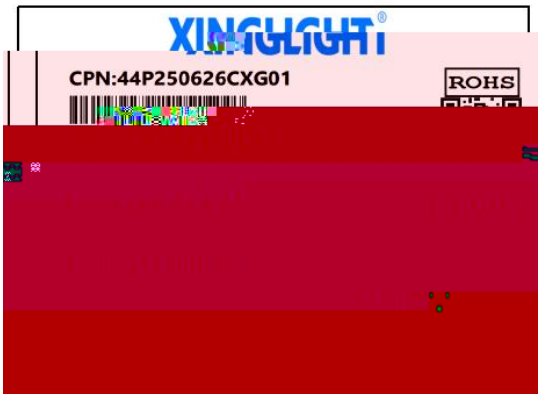

使用注意事项（ ）

1.
LED LED

This LED can be used in some ordinary electronic equipment, such as office equipment, communication equipment, house decoration, if LED is used in some high reliability requirements, such as air transportation, traffic control and medical liao equipment, must refer to the information provided by sales.

LED 3

使用注意事项（ ）

2mm LED
LED

When welding, welding must be conducted below 2mm of colloid bottom. When welding, try to avoid soaking LED colloid. After welding, avoid adding external force on the pin or shaking LED colloid.

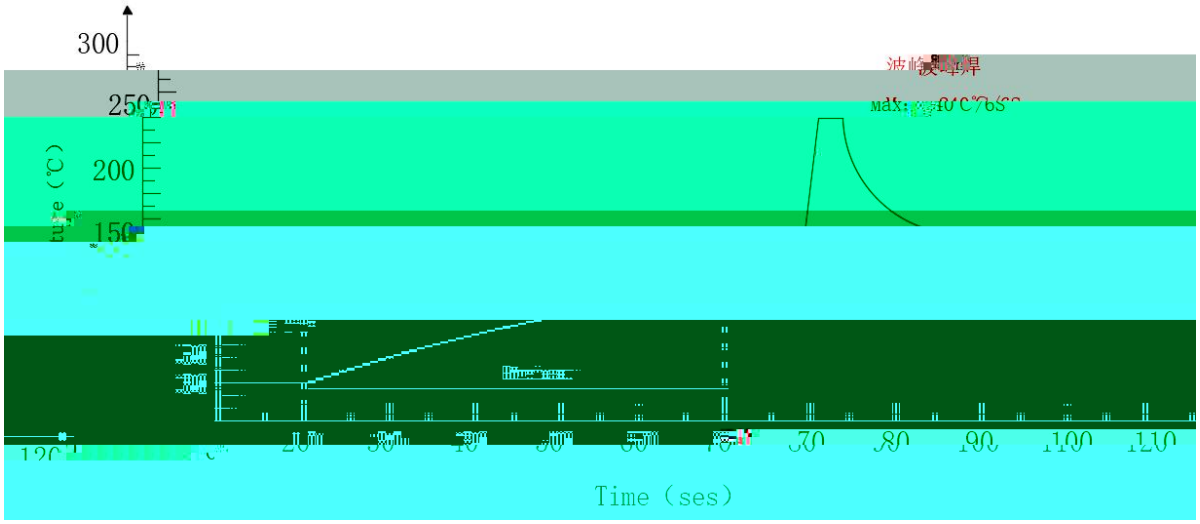

LED LED A LED LED

In the current driving mode of LED, if LED is multiple in parallel, it is recommended to use line A and add a flow limit resistance to each LED to ensure the consistent brightness of LED.

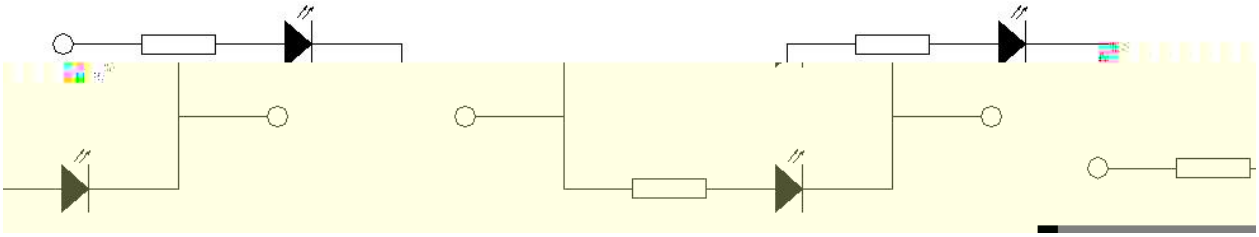

LED InGaN
HBM<1000V <100V

High increase of static electricity and current will damage LED. Use antistatic devices such as protective belts and