技术数据表

[redacted]):

* : F5/5.5*5.0*8.7*[redacted]

Appea[redacted]ension: F5/5.5[redacted]8.7*28mm

* ὗ ᾧ ἵ r : / 7&r

Luminous color and colloid: green brightness White /green colloid

* Ḡ ج ROHS

Environmental protection products meet ROHS requirements

* MSL :2

Moisture sensitivity level MSL : 2 levels

* EIA ‰

EIA standau D

[redacted]

目录

Catalogue

]slins.....G.....P

电性参数

ǎ

w Consumed power	Pd	70	mW
h Max Continuous Forward Current	IF	20	mA
h ǁ Peak Forward Current	IFp	80	mA
ƀ Operating ambient temperature	Topr	-20 ° C ~ +85 ° C	
Ư Storage ambient temperature	Tstg	-40 ° C ~ +85 ° C	
Đ Welding conditions	Tsol	reflow soldering 240 ° C 6s manual welding 300 ° C 3s r ضي2.0mm ɣ	

ᶜ̣ ǎ

ǎ	ᶜ	ɣ	ɣ	ɣ	ɿ β	Đ
ǖ ᶜ̣ Luminous Intensity	Iv	4000	6000	8000	mcd	IF=20mA
Dominant Wave Length	λ d	515	520	530	nm	IF=20mA
ɣ Peak Wave Length	λ p	/	525	/	nm	IF=20mA
h ɿ Forward Voltage	VF	2.8	3.0	3.4	V	IF=20mA
ǖ ᶜ̣ Viewing Angle	2Ø1/2	/	30	/	deg	IF=20mA
Spectral Width at half height	λ	/	30	/	nm	IF=20mA
ǐ h Reverse Current	IR	/	/	≤ 10	μ A	VR=5V

ᶜ̣ Ẓ ± 10% ɿ Ẓ ± 0.1V (X,Y)شم Ẓ ± 0.01 ɿ ᶜ̣ Ẓ ± 1nm

Note: the light intensity error is 10%; The pressure drop error is ± 0.1V ; (X,Y) coordinate deviation ± 0.01 wavelength error ± 1 nm.

亮度分档

：

代码	最小值、值

电压分档

：

波长分档

典型特性曲线

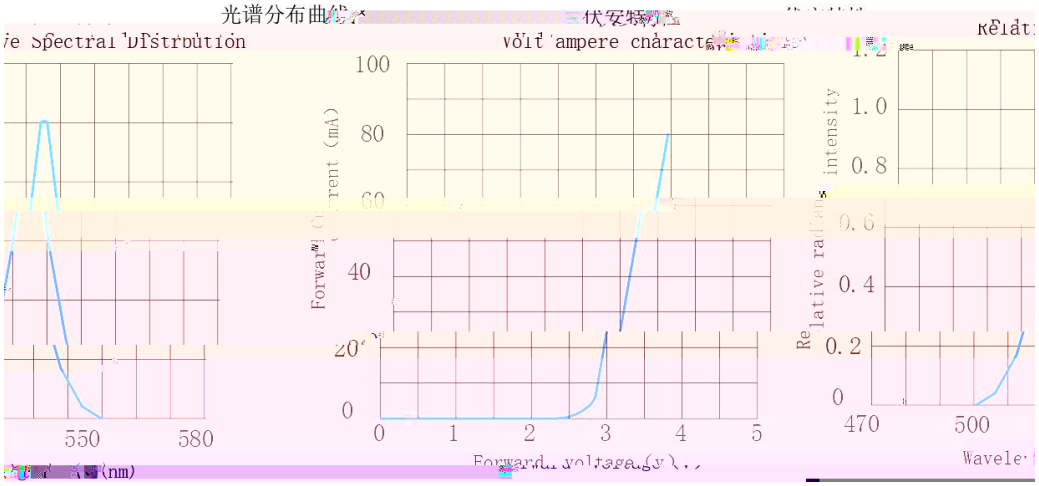

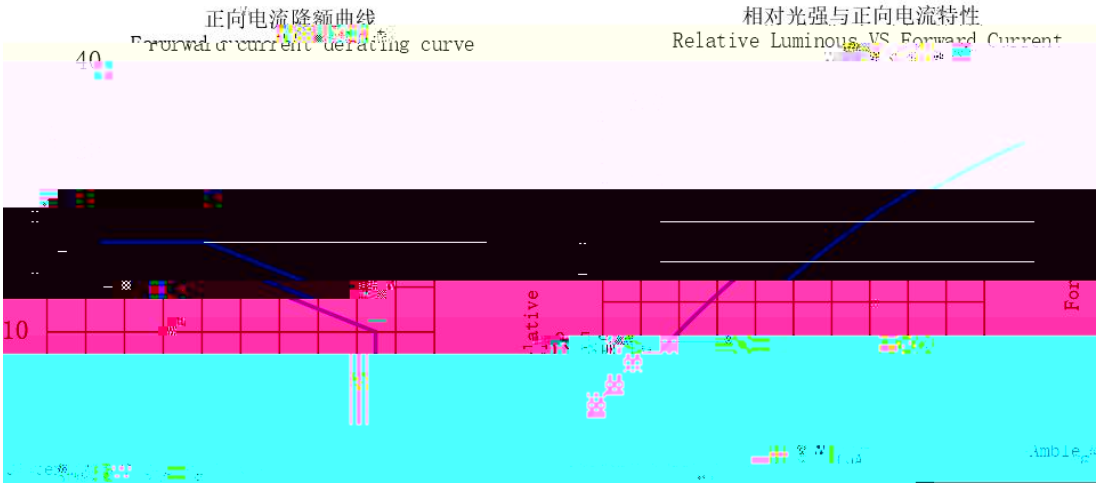



25±5 /Note If not otherwise indicated the test environment temp erature is 25±5

可靠性试验

Reliability Test Items And Conditions

Class	Test item	Testing environment	Testing time	Qty	Failqty
Endurance test	Working life	Ta=25 ±5 ,IF=20mA	1000hrs	22 PCS	0/1
	High temperature and high humidity experiment	Ta= 85±5 , RH= 85 90%	1000hrs	22 PCS	0/1
	High-temperature storage	Ta= 85±5	1000hrs	22 PCS	0/1
	Low temperature storage	Ta= -40±5	1000hrs	22 PCS	0/1
Environmental testing	Cold and hot cycle	100 ±5 30mins 5mins -40 ±5 30mins	100 Circles	22 PCS	0/1
	Hot and cold impact	105 ±5 5mins -45 ±5 5mins	100 Circles	22 PCS	0/1
Mechanical Test	Resistance to Soldering Heat	T.sol= 250 ± 5	2times	22 PCS	0/1
	Lead Integrity	Load 2.5N(0.25kgf) 0°~ 90° ~0°	3times	22 PCS	0/1

外形尺寸

(Note)

1. ㄧ β

Dimensions are in millimeters.

2. ≠ ¨Ḥ ˋE ±0.50㎜ .

Tolerances unless mentioned

包装

*
In Bags

*
Moisture Proof and Anti-Electrostatic Foil Bag

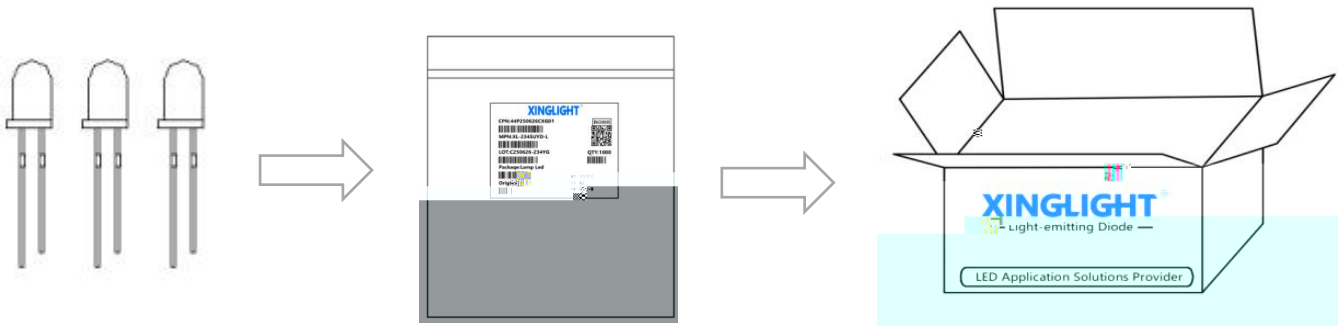

1.

LED ą ɢ ᵖ W`E Ḥ LED ضي ˢ ˜

ʼ ´ ʟ ĭ ʍ ᴋᴄ ᾰ ڤ ʟ ą

This LED can be used in some ordinary electronic equipment, such as office equipment, communication equipment, house decoration, if LED is used in some high reliability requirements, such as air transportation, traffic control and medical liao equipment, must refer to the information provided by sales.

Ữ

LED 30 70% LEDضي ʌ ´ ą

ᴠ ضي ṗ ᴠ ᶠ ˜Ḥ ˜

Storage environment of LED with temperature not exp ƀ

oot

使用注意事项（ ）

When welding, welding must be conducted below 2mm of colloid bottom. When welding, try to avoid soaking LED colloid. After welding, avoid adding external force on the pin or shaking LED colloid.

In the current driving mode of LED, if LED is multiple in parallel, it is recommended to use line A and add a flow limit resistance to each LED to ensure the consistent brightness of LED.

High increase of static electricity and current will damage LED. Use antistatic devices such as protective belts and gloves. Note: human discharge mode HBM <1000V; machine discharge mode <100V.

8、其他事项：

*When handling the product, touching the encapsulant with bare hands will not only contaminate its surface, but also affect on its optical characteristics. Excessive force to the encapsulant might result in catastrophic failure of the LEDs due to die breakage or wire deformation. For this reason, please do not put excessive stress on the LEDs, especially when they are heated such as during Reflow Soldering.

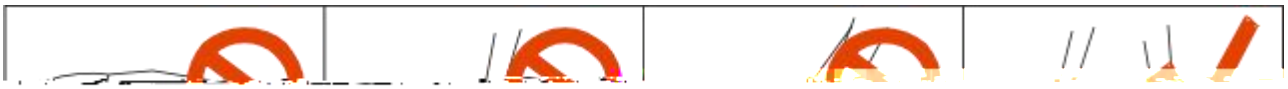

*The epoxy resin of encapsulant is fragile, so please avoid scratch or friction over the epoxy resin surface. While handling the product with tweezers, do not hold by the epoxy resin, be careful.

9、眼睛保护忠告：

*Viewing direct to the