目录

电性参数

可靠性实验

外形尺寸

包装

焊接指导

使用注意事项

يد:Time sequence waveform:

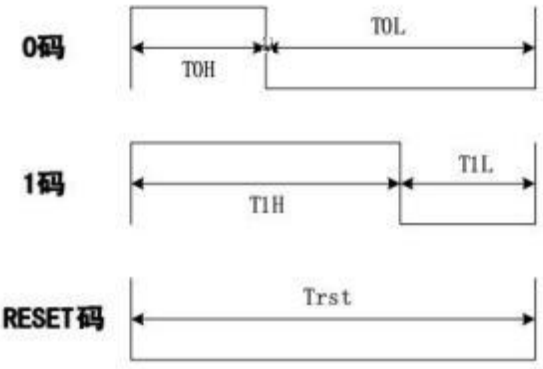

D :

ǟ	ˆ	ỵ	ĩ ﻫﻢ	ỵ	ﻻ β
˜ 0 Input 0 code high level time	Tin0h	-	0.295	-	us
˜ 1 Input 1 code high level time	Tin1h	-	0.595	-	us
˜ 0 ɣ Input 0 code low level time	T0L	-	0.595	-	us
˜ 1 ɣ Input 1 code low level time	T1L	-	0.295	-	us
0 /1 ﻟﻪ 0 code /1 code cycle	T0/T1	0.89	-	-	us
RESET ɣ Reset code low level time	reset	80	-	-	us

/Note:

Ώ ˝Ḥﻟﻪ ɣ 0.9us 0 1 مخ 0 1

ɣ ɢ 15us



焊接指导（2）

Guideline for Soldering (2)

清洗：

ضي U ą ضي G Ð № G Ð

ą ï ɾ ³ ╕ ╟ ω̤ ą ╕ Ψ غ № H

w ʅ ↕ ˜ H

ï r ’ ω̤ Ð Ð H

* **注意：** ʎ ↕ G غ ï r ï ʃ غ

ɔ̈ PCB غ

*

使用注意事项（3）

Precautions (3)
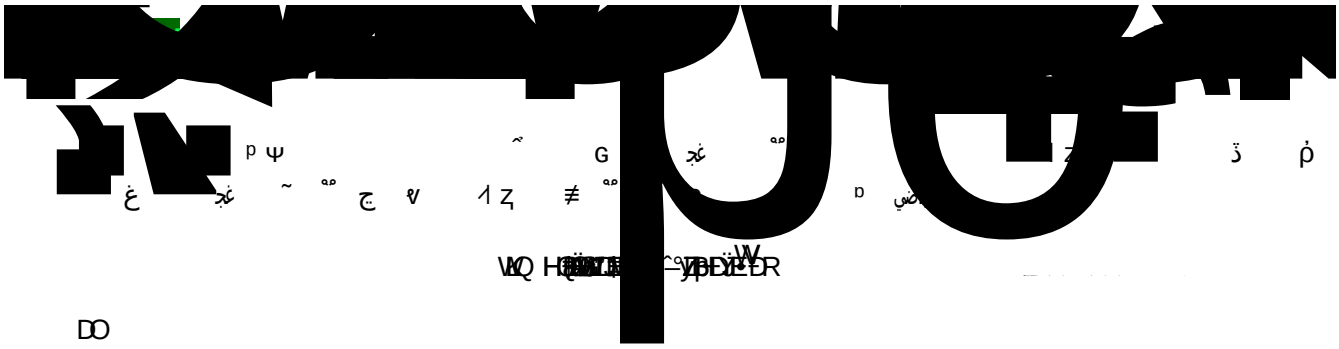
[redacted]