目录

Catalogue

电性参数

Electrical Characteristics.....3

典型特性曲线

Typical Characteristic Curves.....5

可靠性实验

Reliability Test Items And Conditions.....6

外形尺寸

Outline Dimensions.....7

包装

Packaging.....8

焊接指导

Guideline for Soldering.....10

使用注意事项

Precautions.....12

典型特性曲线

Typical Characteristics Curves

光谱分布曲线
Relative Spectral Distrbution

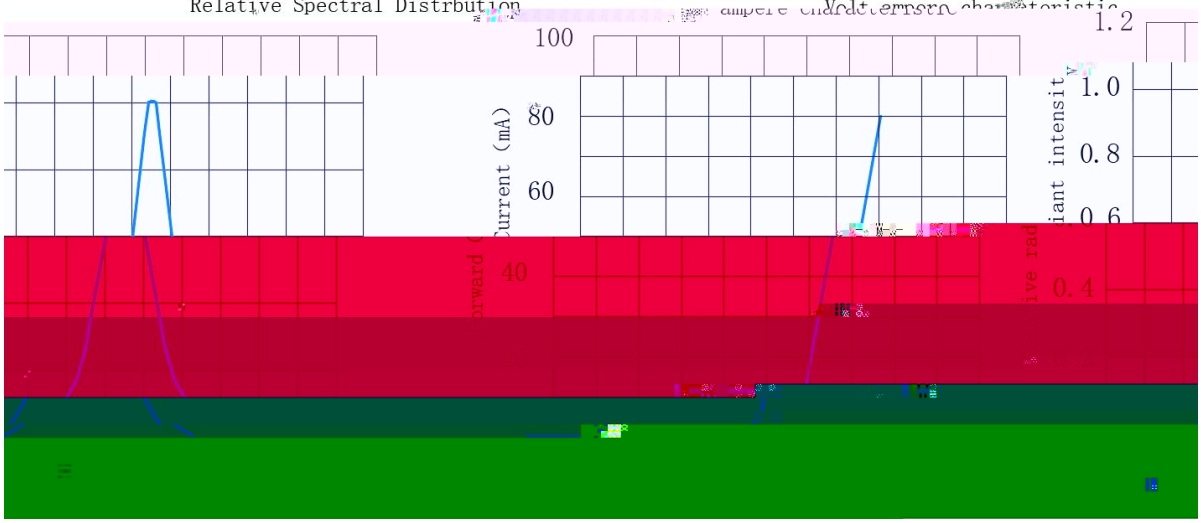

伏安特性
Volt-ampere characteristic

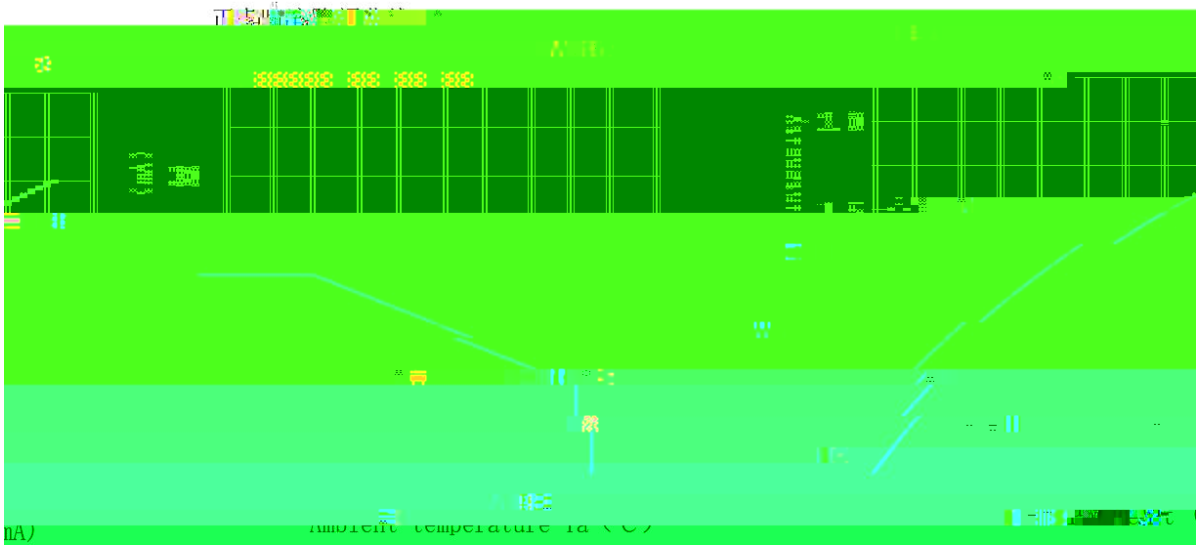

光强与环境温度曲线
Luminous Intensity VS Ambient Temperature

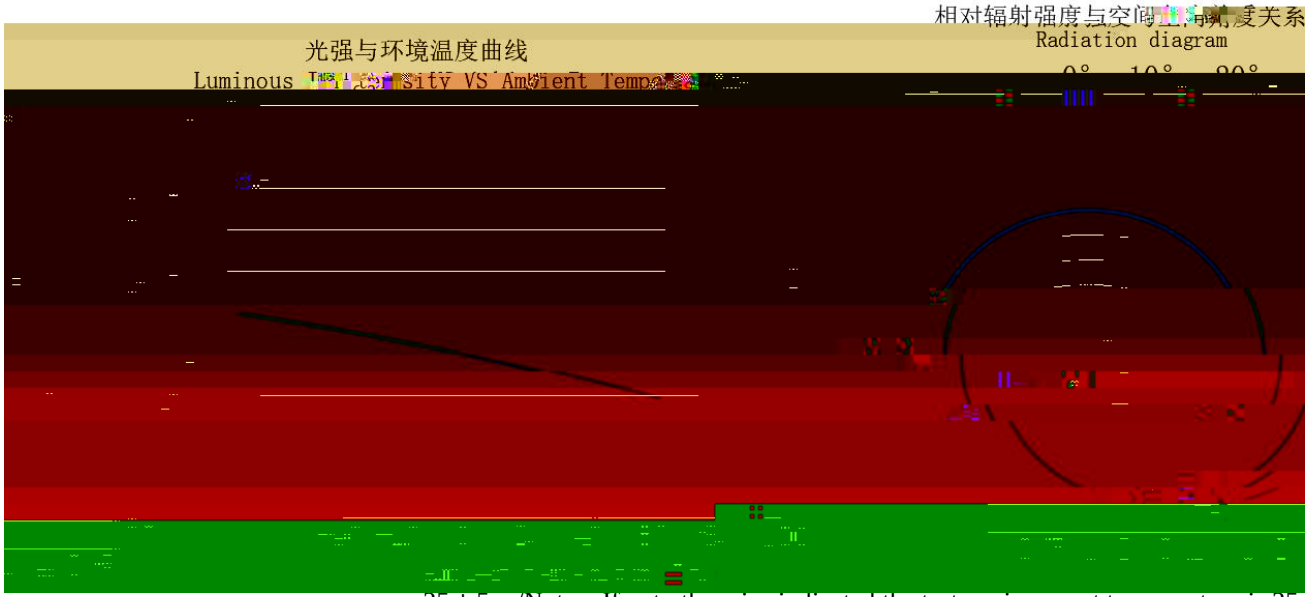

相对辐射强度与空间角度关系
Radiation diagram

25 ± 5 /Note If not otherwise indicated the test environment temp erature is 25 ± 5

可靠性试验

Reliability Test Items And Conditions

* Reliability Test Project

Description	Item	Test criterion	Test condition	Test time	Qty

外形尺寸

Outline Dimension



Remarks:

1. mm
All dimensions are in millimeters.

2. ±0.25mm
Tolerance is ±0.25mm unless otherwise noted

O L

焊接指导（1）

Guideline for Soldering

1. 烙铁手焊

Hand Soldering

30W

300 3

LED

Manual welding is recommended only for repair and heavy industry situations. A soldering iron of less than 30W is recommended to be used in Hand Soldering. Please keep the temperature of the soldering iron under 300 while soldering. Each terminal of the LED is to go for one time only.

Be careful because the damage of the product is often started at the time of the hand